



WWJMRD2023; 9(07):128-133

www.wwjmr.com

International Journal

Peer Reviewed Journal

Refereed Journal

Indexed Journal

Impact Factor SJIF 2017:

5.182 2018: 5.51, (ISI) 2020-

2021: 1.361

E-ISSN: 2454-6615

Dr. Paresh Ilasariya

Librarian, P P Savani

University, Surat, India.

Library Collection, Facilities and Services of P P Savani University Library, Surat: A Survey

Dr. Paresh Ilasariya

Abstract

This study investigates the use of collections, facilities and services at PP Savani University Library, Surat. A systematic questionnaire (online Google form) was distributed to users during the academic year 2021 - 2022. Existing study collections, features, and services showcase and enhance various aspects of the purpose of library visits; a sufficiency of library hours, structural features, use, and a collection of documents. This paper also identifies the level of utilization of the various services provided, the database access to online database services, the user's awareness of database search technologies and the various types of library networks. Highlights the satisfaction of the library's overall work. Suggestions have been made to make collections and services more beneficial to the academic community.

Keywords: P P Savani University Library, Library Collection, Library Facilities, Library Services, Users.

1. Introduction

This study investigates the use of collections, facilities and services at PP Savani University Library, Surat. A systematic questionnaire (online Google form) was distributed to users during the academic year 2021 - 2022. Existing study collections, features, and services showcase and enhance various aspects of the purpose of library visits; a sufficiency of library hours, structural features, use, and a collection of documents. This paper also identifies the level of utilization of the various services provided, the database access to online database services, the user's awareness of database search technologies and the various types of library networks. Highlights the satisfaction of the library's overall work. Suggestions have been made to make collections and services more beneficial to the academic community.

2. Objectives of the Study

- To get information regarding the library collection, facilities and services.
- To be familiar with library services and facilities.
- To be familiar with library books purchase and selection.
- To identify the use of e-Books and e-Journals Facilities.
- Get suggestions for making library services more useful
- To know the outline of future planning and development of library.

3. Review of Related Literature

Prakash, B, Ramanna, Shamrao and Rajkumar (2014) focused on this survey users' opinion of Library Collection, Facilities and Services of the Central University of Karnataka. Veen, G. and Kothari, Prabhakara Narasimha (2016) in this research paper, it has been researched how satisfied the users of SDM College, Ujjain are with the library resources, services and facilities. Ilasariya, Paresh and Parmar, Manjula. (2019) this research paper has studied the types of resources, collections and facilities used by library users of an agricultural university.

Correspondence:

Dr. Paresh Ilasariya

Librarian, P P Savani

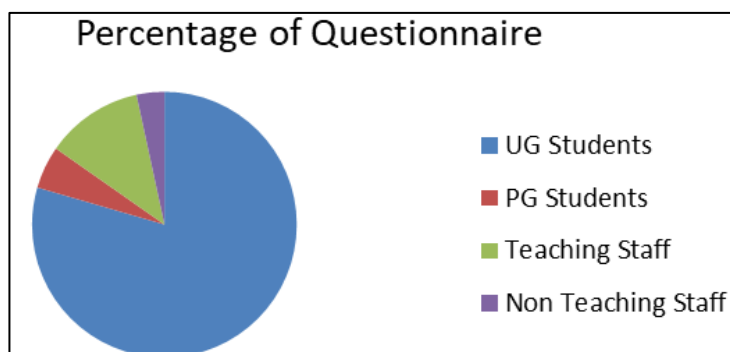
University, Surat, India.

4. Methodology

The methodology adopted for this study was descriptive survey method. A structured questionnaire (Google Form) is prepared for the purpose of data collection and circulated to the students and faculty of the University by email.

Questionnaire consisting of 13 questions was designed to elicit the options of the users.

Percentage of Questionnaire Responded



To make this study more accurate and specific, this survey covers all categories of users. 268 users responded out of which all users were covered by Google form in this survey, 213 (79.5%) are UG students, 14 (5.2%) PG

students, 32 (11.9%) teaching staff, 9 (3.4%) non-teaching staff.

5. Data Analysis:

Table- 1: Frequency of visit to the library.

Sr.	Frequency of visiting library	Total	Percentage
1	Daily	60	22.4 %
2	Two to three times in a Week	92	34.3 %
3	Once in Fifteen Days	69	25.7 %
4	Once in Month	27	10.1 %
5	Occasionally	20	07.5 %
	Total	268	100 %

See the above table- 1: 22.4% users come library daily, 34.3 % students are coming library in two to three times in a Week, 25.7% students coming in library Fifteen Days,

10.1% students come Once in Month and 7.5% students come to library Occasionally

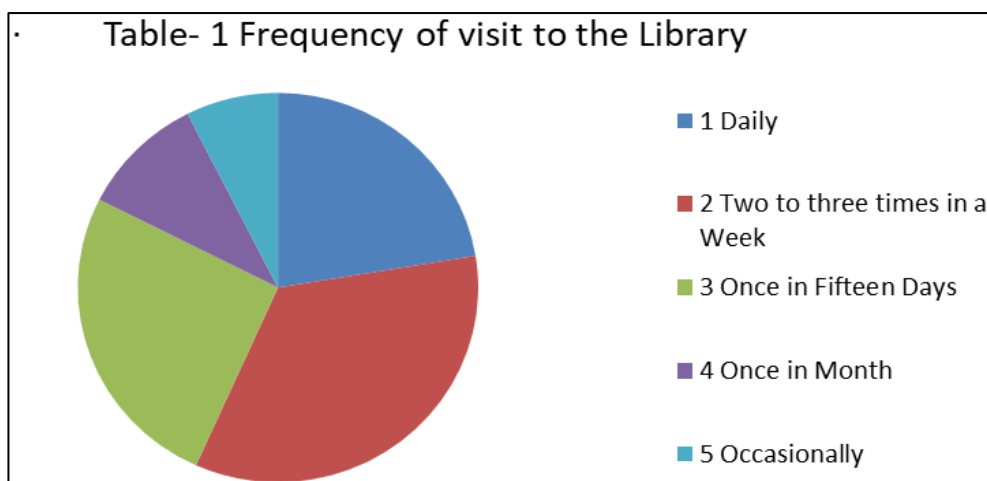
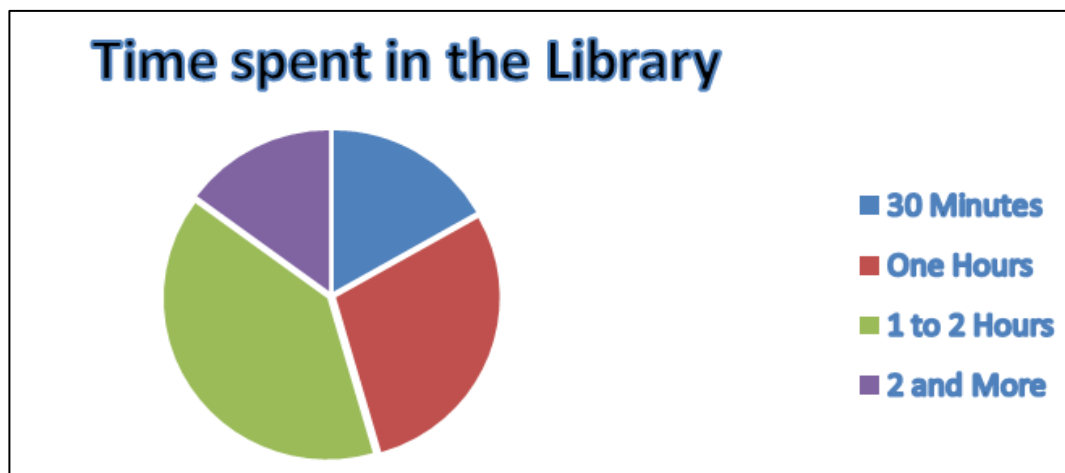


Table- 2: Time spent in the library.

Sr.	Frequency	Total	Percentage
1	30 Minutes	45	16.8 %
2	One Hours	77	28.7 %
3	1 to 2 Hours	106	39.6 %
4	2 and More	40	14.9 %
	Total	268	100 %

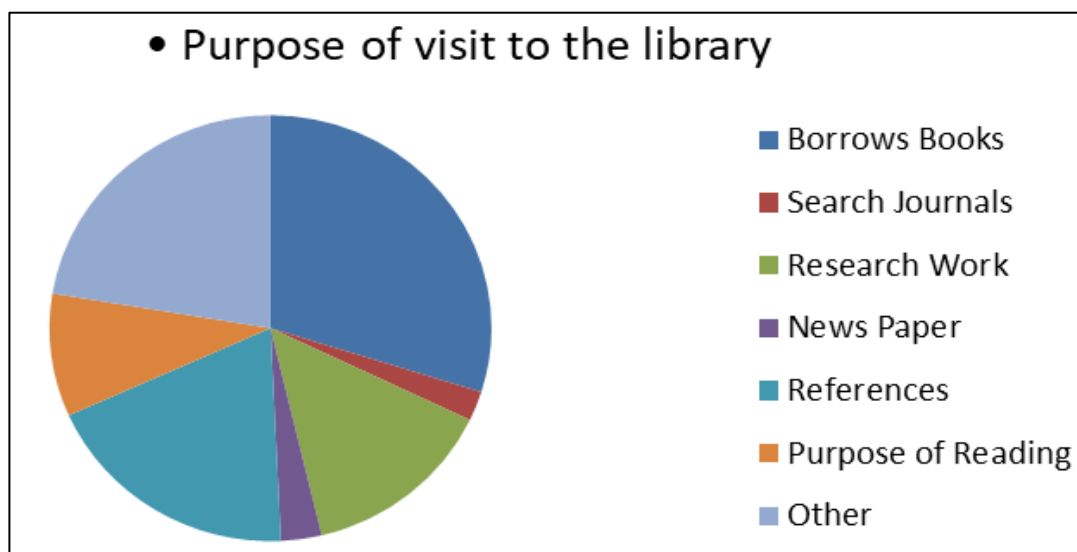


As above table- 2, 39.6% Students are one- and two-hours times spent in library, 14.9% users two and more hours' times spent in library, 28.7% users one hour's times spent

and 16.8% users 30 minutes times spent in library. Many users are two and more hours times spent in library that's good sign.

Table- 3: Purpose of visit to the library.

Sr.	Purpose of visiting library	Total	Percentage
1	Borrows Books	80	29.9 %
2	Search Journals	06	02.2 %
3	Research Work	38	14.2 %
4	News Paper	08	03 %
5	References	51	19 %
6	Purpose of Reading	25	09.3 %
7	Other	60	22.4 %
	Total	268	100 %

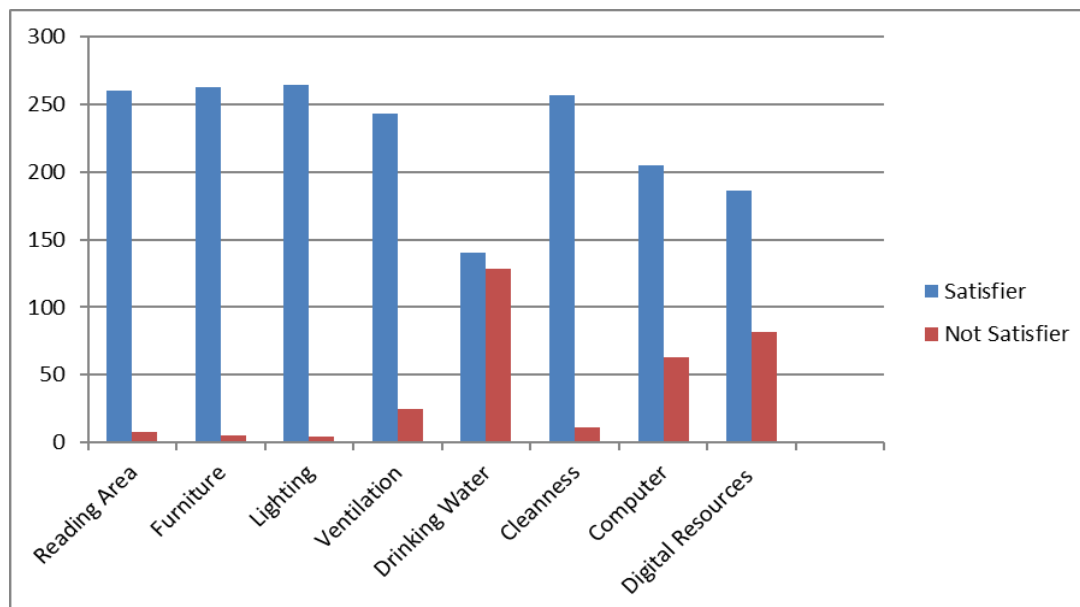


29.9 % users come to library for Borrows of books, 19% users come to library for Reference, 14.2 % users come to library for research work, and 9.3 users come to library for

reading, 3% users come for NEWS paper and 2.2 users come to library for journals and 22.4% users come to library for other work.

Table- 4: Library facilities.

Sr.	Facilities	Satisfier	Percentage	Not Satisfier	Percentage
1	Reading Area	260	97.01 %	08	02.99 %
2	Furniture	263	98.13 %	05	01.87 %
3	Lighting	264	98.50 %	04	01.50 %
4	Ventilation	243	90.67 %	25	09.33 %
5	Drinking Water	140	52.23 %	128	47.76 %
6	Cleanness	257	95.89 %	11	04.11 %
7	Computer	205	76.49 %	63	23.51 %
8	Digital Resources	186	69.40 %	82	30.59 %



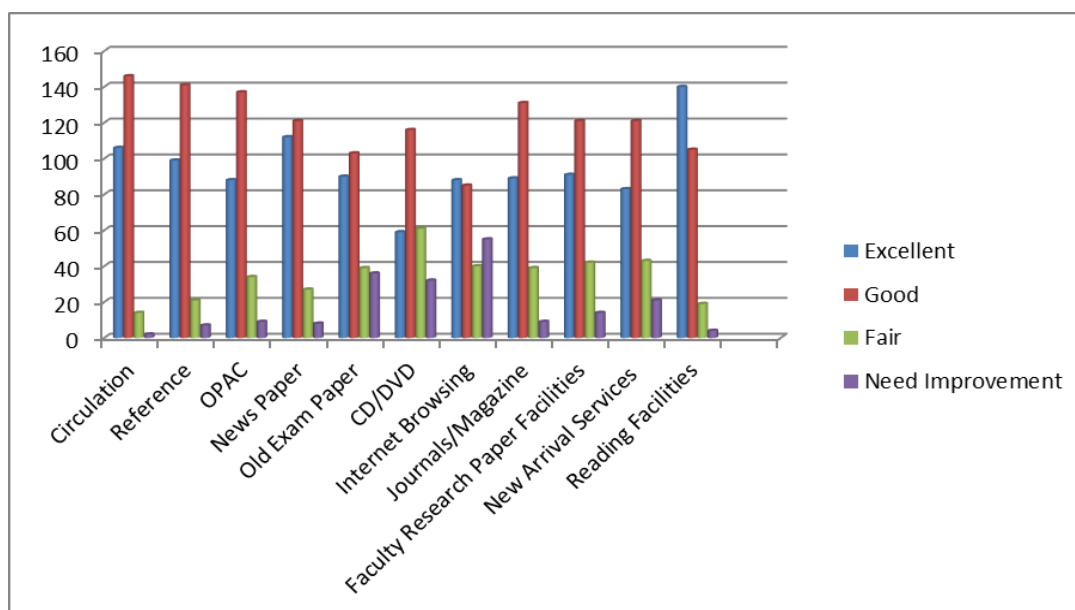
User satisfaction with infrastructure facilities is important. To promote the use of books it is advisable to have a functional building with pleasant, natural and electric light, pleasant interior, beautiful furniture, provision of comfort. Chairs, high speed internet, WI FI. And other such facilities they use library more.

As per table- 4 Most of the users are satisfied with all the facilities of the library but some users are not satisfied with the facility for drinking water.

260(97.01%) users satisfied reading facility. 263(98.13%) users satisfied with Furniture facilities. 264(98.50%) users satisfied with Lighting, 243(90.67%) of the users satisfied with Ventilation, 257(95.89%) users satisfied with Cleanness, 205(76.49%) users satisfied with Computer and internet, 186(69.40%) users satisfied with Digital Resources. 140(52.23%) users satisfied with Drinking Water facility.

Table – 5: Users Level Satisfaction of Library Services.

Sr.	Services	Excellent	Good	Fair	Need Improvement
1	Circulation	106	146	14	02
2	Reference	99	141	21	07
3	OPAC	88	137	34	09
4	News Paper	112	121	27	08
5	Old Exam Paper	90	103	39	36
6	CD/DVD	59	116	61	32
7	Internet Browsing	88	85	40	55
8	Journals/Magazine	89	131	139	09
9	Faculty Research Paper Facilities	91	121	42	14
10	New Arrival Services	83	121	43	21
11	Reading Facilities	140	105	19	04

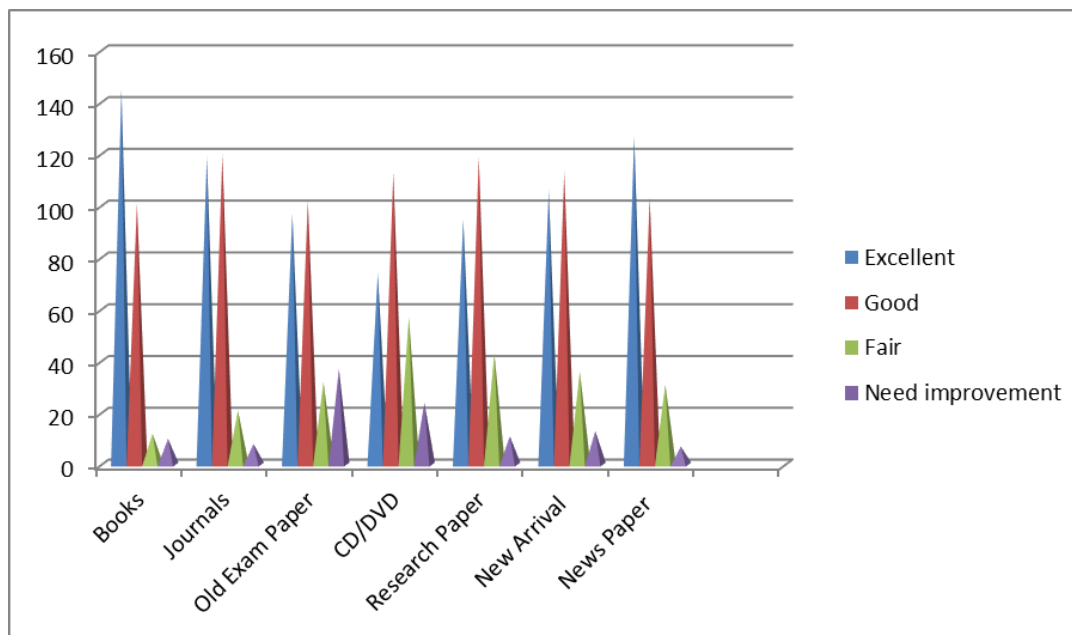


According to the table- 5 most of the users are satisfied with the library services but according to some users some

library services need to be improved

Table- 6: Arrangement of Library Collection.

Sr.	Resources	Excellent	Good	Fair	Need improvement
1	Books	145	101	12	10
3	Journals	119	120	21	08
4	Old Exam Paper	97	102	32	37
5	CD/DVD	74	113	57	24
6	Research Paper	95	119	43	11
7	New Arrival	106	113	36	13
8	News Paper	127	103	31	07



According to the table- 6 most of the users are satisfied with the library collection but some users some library collection needs to be improved.

6. Limitation

Currently, 3000 students and 150 teachers are users of the library. To make this study more accurate and specific, this survey covers all categories of users. 268 users responded out of which all users were covered by Google form in this survey, 79.5% are UG students, 5.2% PG students, 11.9% teaching staff, 3.4% non-teaching staff.

7. Finding and Suggestions:

The present study has brought out the following findings:

1. The 22.4% of the users visit the library daily, 34.3% users visit the library two to three times in a week, 25.7% visits once in 15 days and 10.1% visit it once in a month. Only 7.5% users visit the library occasionally.
2. Most of student come library to books borrow, use e resources, Newspaper and reading purpose, faculty members visit library for academic purpose.

29.9 % users come to library for Borrows of books, 19% users come to library for Reference, 14.2 % users come to library for research work, and 9.3 users come to library for reading, 3% users come for NEWS paper and 2.2 users come to library for journals and 22.4% users come to library for other work.

3. Most of the users are satisfied with all the facilities of the library but 47.76% users are not satisfied with the facility for drinking water and 30.59% users not satisfied for Digital Resources.
4. Overall satisfaction with the library is shown that, maximum percentage of users has rated the library as good and Excellent. Some user suggestions need to improvement.

The following important suggestion can be focuses:

1. Library should arrange more multiple copies of documents in all fields. Books of latest edition should be acquired. Library should also acquire more reference sources to satisfy the needs of the users.
2. The library should organize more multiple copies of documents in all fields. Books of latest edition should be obtained. The library should also acquire more reference sources to satisfy the needs of the users.
3. There should be good facility of drinking water
4. User demand More computers with high-speed internet
5. should be more novel and general books collection

8. Conclusion

University libraries invest scores of rupees every year on the collection development in order to meet the need of users. In order to maximize the use of library resources, every library should build up its collection keeping in mind the need of users; and library should be designed with changing information environment. This study revealed

that nearly half of the total respondents visit library regularly and borrowing books is the main purpose of visiting library, followed by reading print journals and having access to online periodicals, reference sources and to read newspaper/magazine. This study revealed that printed books are still occupying a predominate place in library to meet students' information needs. P P Savani University Library subscribes 800+ titles per year and journals (print, 78+; online, 2403) and database through Delnet, J-Gate, ProQuest and Gale Medical Database. The study revealed that students and research scholars are highly satisfied with the collection of online journals and use these online journals both for academic and research purpose. ICT application in library services is also providing opportunities to users to access and utilize both library online resources and services effectively. Respondents are very much satisfied with the performance circulation.

References

1. Nkamnebe, Emenike Chiemeka, Udem, Obiorakingsley and Nkamnebe, Chibuzor. Evaluation of the use of university library resources and services by the students of Paul University, awka anambra state, Nigeria. Library Philosophy and Practice (e-journal). July, 2014. Page.1-21.
2. Prakash, B, Ramanna, Shamrao and Rajkumar. Library Collection, Facilities and Services of the Central University of Karnataka: A Survey. International Research: Journal of Library & Information Science. Vol.4 No.1, Mar. 2014. Page. 170-181.
3. Veen, G. and Kothari, Prabhakara Narasimha. User Satisfaction with Library Resources, Services and Facilities: A Study in SDM College Library, Ujire. Indian Journal of Information Sources and Services. Vol.6. No.1, 2016, Page 1-4.
4. Ilasariya, Paresh and Parmar, Manjula. Library Services and Facilities of Sardar Krishinagar Dantiwada Agricultural University A Study. Online International Interdisciplinary Research Journal. Vol.9, Sep., 2019, Page 65-71.