



WWJMRD 2022; 8(02): 70-85
www.wwjmr.com
International Journal
Peer Reviewed Journal
Refereed Journal
Indexed Journal
Impact Factor SJIF 2017:
5.182 2018: 5.51, (ISI) 2020-
2021: 1.361
E-ISSN: 2454-6615
DOI: 10.17605/OSF.IO/8QDPY

Dr. Swapan Kumar Adhikari
Retired Head of a Teaching
Institution, 35/1, Krishna
Taran Naskar Lane, Ghusuri,
Howrah, West Bengal, India,
711107.

Correspondence:

Dr. Swapan Kumar Adhikari
Retired Head of a Teaching
Institution, 35/1, Krishna
Taran Naskar Lane, Ghusuri,
Howrah, West Bengal, India,
711107.

Physiological Events Built in Abri Blanchard Bone Under Palaeolithic Culture in Europe

Dr. Swapan Kumar Adhikari

Abstract

We are dealing with Abri Blanchard bone from *Musée des Antiquités Nationales at Saint-Germain-en-Laye* near Paris, France. Already it has been recognised as of 32,000 BCE from the Aurignacian Culture of Europe. And it has been established to represent Oldest Lunar Calendar and identification of earliest constellations. That was the period of Neanderthals in Europe. For that reason, we want to keep a question mark on the demonstration of lunar phases at that period and want to explain the signs indicating their physiological events as because then the life was full of struggle for existence and sex.

Keywords: Blanchard Bone, Lunar Calendar, Physiological events.

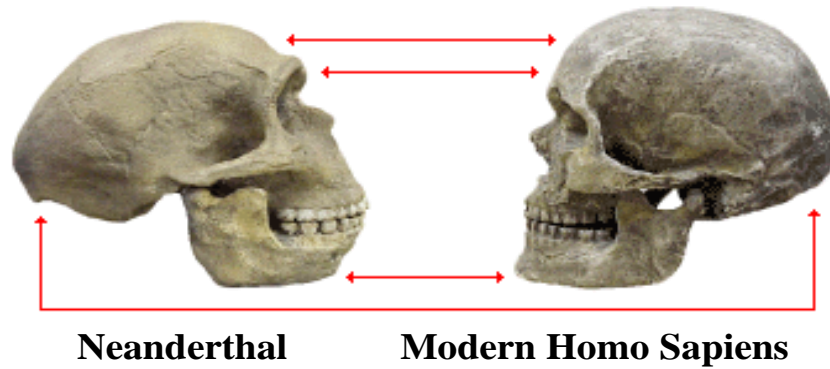
Introduction

Spikins¹ speculates that technological innovations in human evolution over the past 1,00,000 years, such as calendrical notation systems and tallies could have been invented by such people with autism. A person with autism² is more likely to notice such intricate patterns than a neurotypical individual. The revolutionary changes in material culture starting about 70,000 years ago in Africa, and 40,000 years ago in Europe could thus be the result of the incorporation of people with cognitively variable traits, by engaging in social cognition with them, and, collectively, approach problem.

Modern humans or *Homo Neanderthalensis*, our sister species lived in Europe for about half a million years — until its extinction was apparently accelerated by our arrival on that continent. Our ancestors' fight for survival during the Palaeolithic era took sharp turn for the better [Everett, p.18-19]. Upper Palaeolithic cultures based on sequence established in caves and rock shelters in South-Western France. Alexander Marshack, the pioneer researcher in this field, accepted cave and wall culture among the Upper Palaeolithic people. He also appreciated the fertility symbols marked by them.

¹Prof. Penny Spikins is an archaeologist who specialises in early prehistory and human origins. She received her Ph.D. from the University of Cambridge and is currently a senior lecturer in the archaeology of human origins at the University of York in the U.K. Spikins' recent publications include *How Compassion Made Us Human: The Evolutionary Origins of Tenderness, Trust, and Morality* and *The Prehistory of Autism* (co-authored with Barry Wright). She is currently working on a new book called *Hidden Depths: The Ancestry of Our Most Human Emotions*, which is funded by the John Templeton Foundation.

² People with autism have trouble with communication. They have trouble understanding what other people think and feel. This makes it hard for them to express themselves, either with words or through gestures, facial expressions, and touch. People with autism might have problems with learning. Their skills might develop unevenly.



In southwestern France they were named as the Cro-Magnon people. They were very similar in appearance to modern Europeans. Males were 5 feet 4 inches to 6 feet tall (1.6-1.8 m.). They were 4-12 inches (10-31 cm.) taller than Neandertals. Their skeletons and musculature generally were less massive than the Neandertals. The Cro-Magnon had broad, small faces with pointed chins and high foreheads. Their cranial capacities were up to 1590 cm³, which is relatively large even for people today. The archaeological record on this context presented by Alexander Marshack shows that the bone markings indicate

lunar cycle. Before going to this confirmation Marshack took opinions of specialists of Anthropology, Ethnology, Linguistics, Semantics, Cognitive Psychology, Brain Neurology and Archæology. He also claimed that scribes were marked by one hand and different tools. As because Marshack emphasised firmly that the notations were engraved by Upper Palæolithic man to record the actual observational data of the moon's phases as they had fairly sophisticated knowledge of 29 — 30-day movements of the Moon, coupled with a profound knowledge of the season [Brown, p.30].

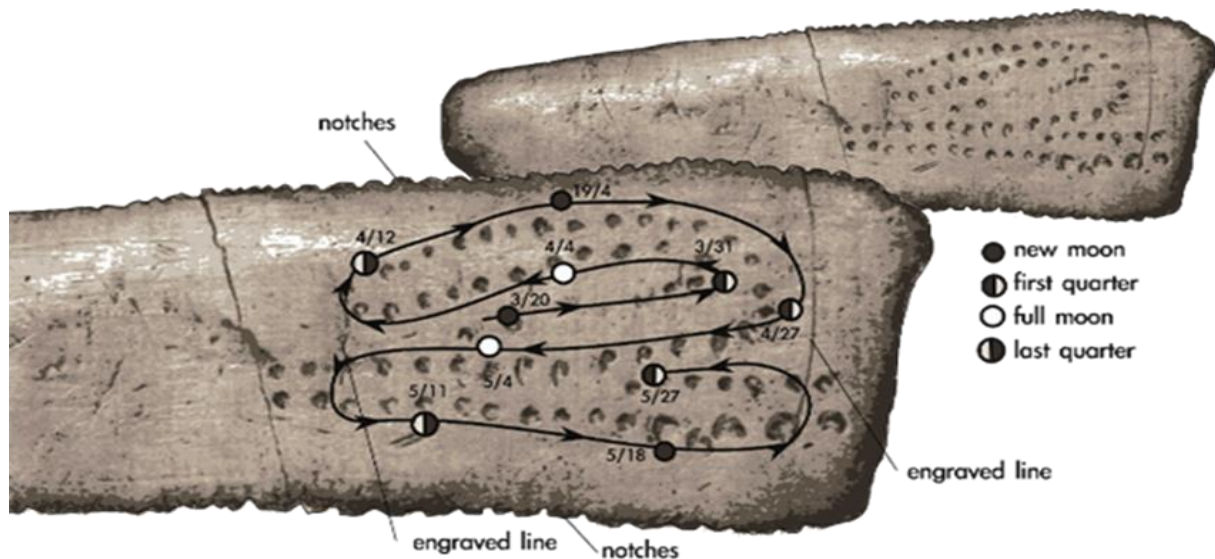


Fig.1: Engraved bone at Blanchard, Aurignacian.

As per Alexander Marshack, it was found at the site of *Abri Blanchard* in the Dordogne region of France and was made by Cro-Magnon³ man. Artisan correlates with the lunar phases by marks on sets of crescents or lines laid out in a serpentine pattern to indicate snake-deity or stream of river. Upper Palæolithic Neanderthals⁴ are the Châtelperronian

(~35,000 year), at two sites in France: (1) Arcy-sur-Cure and (2) Saint-Césaire. The Châtelperronian is similar to the Aurignacian⁵ — from the Aurignacian on — is associated with modern humans & capable of making the blade tools and beads. Neanderthals made the Châtelperronian artifacts.

³ Early European modern humans (EEMH) were the first early modern humans (*Homo sapiens*) to settle in Europe, continuously occupying the continent since possibly as early as 48,000 years ago with intermittent presence since earliest 2,10,000 years. They interacted and interbred with the indigenous Neanderthals (*H. neanderthalensis*), which were extinct 40 to 35 thousand years ago.

⁴ Neanderthals also Neandertals, *Homo neanderthalensis* or *Homo sapiens neanderthalensis*) are an extinct species or subspecies of archaic humans who lived in Eurasia until about 40,000 years ago. They most likely went extinct due to competition with, or

extermination by, immigrating European early modern humans or due to great climatic change, disease, or a combination of these factors.

⁵ The Aurignacian is an archaeological tradition of the Upper Palæolithic associated with European early Modern humans lasting from 37,000 to 26,000 years ago.

Materials and Methods

The Blanchard was discovered from a crowded museum by Alexander Marshack. The bone was small enough to miss as it was to fit within the palm of length 11 cm where only 5.2 cm or 1¾ inches of it was engraved with the above demonstrated symbols. Initially, marks were considered to be a seemingly chaotic, haphazard pitting. Therefore, it was interpreted as “non-notational random marking” with an urge to decorate or to fill the empty space or to doodle the moments of leisure. It contains changing of stylus twenty-four times in sixty-nine marks which could not be decorative. Moreover, 24 changes in stroke could not be random. It must have a sequential pattern. The stalwart Archæologist Alexander Marshack read it as waxing and waning of moon i.e., turning of moon and expressed the different phases of moon as:

Marshack also raised question marks as: *“If this were lunar notation, how did it relate to the animals and symbolic figures made in the Aurignacian, including the female figures and vulva images?”* [P.49, Marshack]. *The Aurignacians’ shelters contained engravings on stone of*

forms that resemble the female vulva [P.44, Marshack]. The lunar cycle and the *average* menstrual cycle are basically equal in length. The terms “menstruation” and “menses” come from Latin and Greek words meaning month (*mensis*) and moon (*mene*). The global average menstrual cycle length is 29 days and the lunar cycle lasts 29.5 days. The menstrual cycle is the most basic, earthy cycle we have. Our blood is our connection to the archetypal feminine. The macrocosmic cycles of nature, the waxing and waning, the ebb and flow of the tides and the changes of the seasons, are reflected on a smaller scale in the menstrual cycle of the individual female body. So, synchronous relationship between menstrual cycle and lunar rhythm may confirm.

On the basis of such question marks, we are intended to explain the symbolic figures known to most of the researchers on archaeology.

In the Figure-3, we see most of the suffixed by arrow and it is indicative of male sex where arrangement is in the form of female

Vulva rest in pleasure with an urge for mating.

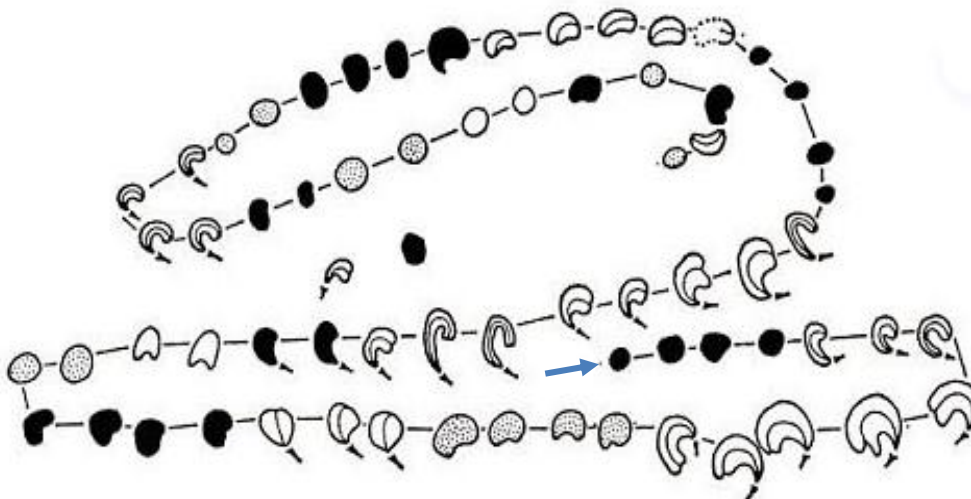



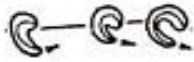
Fig.4: Schematic figure by microscopic analysis.

Pictures have introduced according to notion or symbolic attitude.
Now, starting from blue arrow




Picturesque presentation of symbol as per notion

Figure-4(A): 4-times intimacy at night in FREE-FORM Position

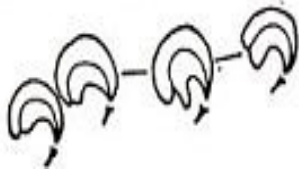


Symbol engraved on the bone



Picturesque presentation of symbol as per notion

Figure-4(B): Symbol indicate 3-times of mating in day-time in **LAZY-MAN Position.**



Symbol engraved on the bone

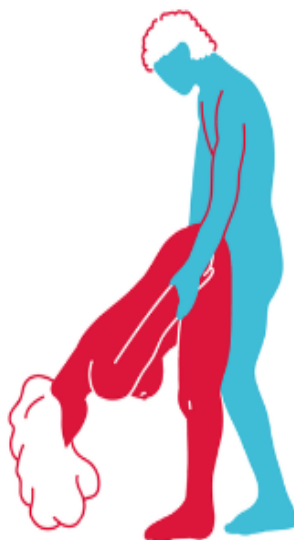


Picturesque presentation of symbol as per notion

Figure-4(C): 4-times mating in day-time in **WOMAN-ON-TOP Position**

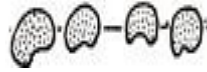


Symbol engraved on the bone




Picturesque presentation of symbol as per notion

Figure-4(D): 1-day mating in day-time in **STAND-AND-DELIVER Position**

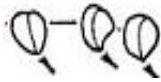


Symbol engraved on the bone



Picturesque presentation of symbol as per notion

Figure-4(E): 4-times mating in day-time in **REVERSE MISSIONARY Position** to cum into uterus indicating by dots inside symbol.



Symbol engraved on the bone



Picturesque presentation of symbol as per notion

Figure-4(F): 3-times mating in day-time with **MISSIONARY Position**




Symbol engraved



Picturesque presentation of symbol as per notion

Figure-4(G): 4-times mating at night in **FUSION Position**.

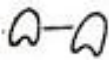


Symbol engraved on the bone




Picturesque presentation of symbol as per notion

Figure-4(H): 2-times mating in day-time & discharge in **MAGIC-MOUNTAIN position**



Symbol engraved on the bone




Picturesque presentation of symbol as per notion

Figure-4(I): 2-times non-mating intimacy in **BELLY-DOWN Position**

Now symbols counted in weeks:



Symbol engraved on the bone



Picturesque presentation of symbol as per notion

Figure-4(J): 2-times mating over the night in **FACE-OFF position.**

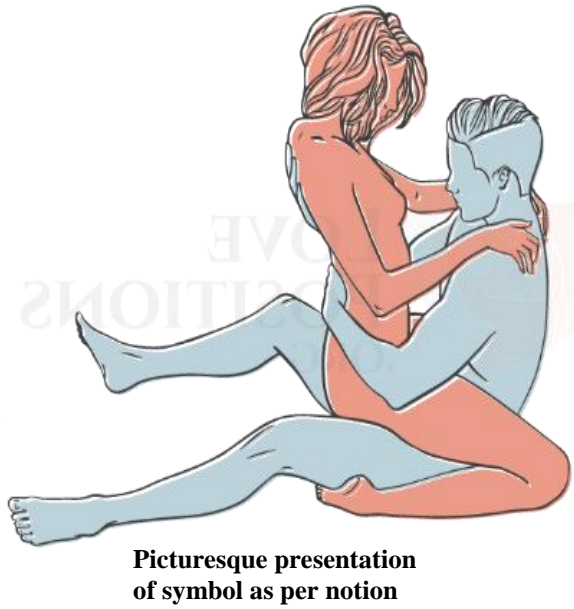
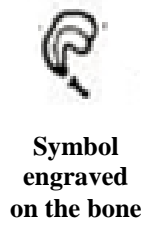


Figure-4(K): 1-time mating in day-time in **KNEELING-LOTUS Position**.

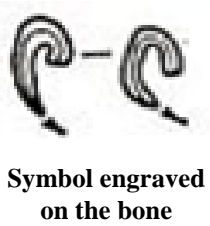


Figure-4(L): 2-times mating at day-time in **OM Position**

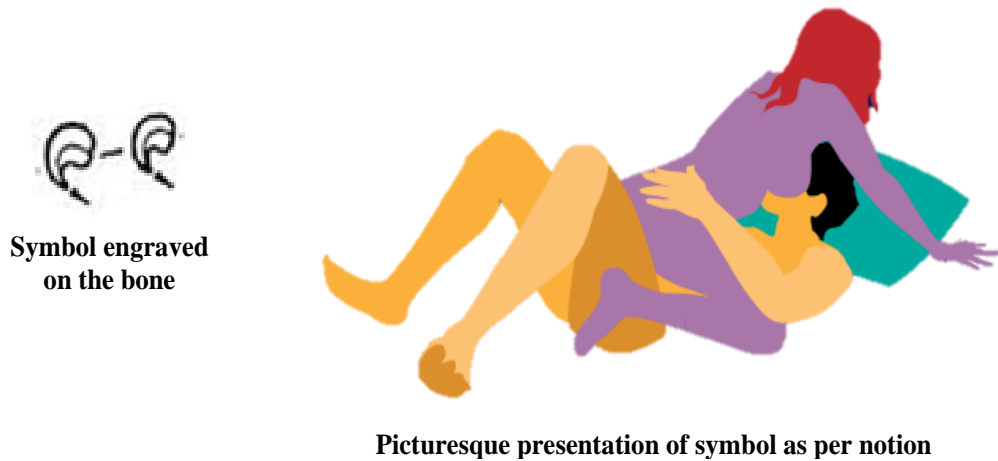


Figure-4(M) 2-times mating at day-time in **SEATED WOMAN-ONTOP Position**




Figure-4(N): 3-times mating at day-time in **GOLDEN-ARCH Position.**

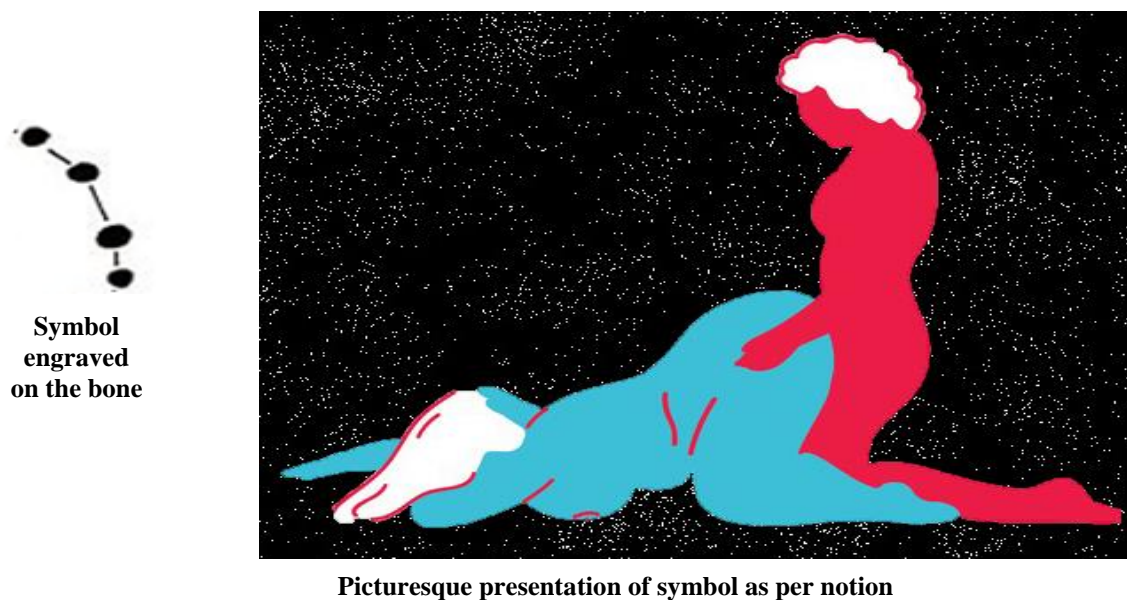



Figure-4(O): 4-times intimacy at night in **LEAP-FROG Position**



Symbol engraved on the bone

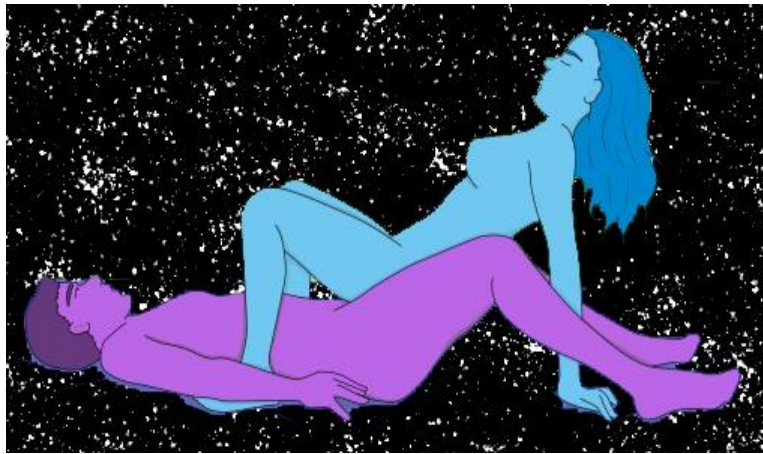


Picturesque presentation of symbol as per notion

Figure-4(P): 5-times mating in day-time in BREAST-ENHANCEMENT under REVERSE MISSIONARY POSITION.



Symbol engraved on the bone



Picturesque presentation of symbol as per notion

Figure-4(Q): 1-time mating at night in CRAB POSITION



Symbol engraved on the bone



Picturesque presentation of symbol as per notion

Figure-4(R): 3-times mating at night in STANDING SIDE BY SIDE POSITION



Symbol
engraved
on the
bone

Picturesque presentation of symbol as per notion

Figure-4(S): 2-times mating at night in **DOGGY-STYLE POSITION**



Symbol
engraved
on the
bone

Picturesque presentation of symbol as per notion

Figure-4(T): 4-times mating at day-time in **REVERSE COW-GIRL STYLE**



Symbol engraved on the



Figure-4(U): 4-times mating at night

Picturesque presentation

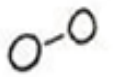


Symbol engraved on the bone



Picturesque presentation of symbol as per notion

Figure-4(V): 2-times discharge at day-time in **SCISSOR POSITION**



Symbol engraved on the bone



Picturesque presentation of symbol as per notion

Figure-4(W): 2-times no-sex at day-time in **TAP-DANCE POSITION**

Symbol engraved on the bone



Picturesque presentation of symbol as per notion

Figure-4(X): 1-time mating at night and discharge in **SIDE BY SIDE POSITION WITH WOMAN-ON-TOP**

Symbol engraved on the bone



Figure-4(Y): 1-time mating at night in **BALLET-DANCER POSITION**

Picturesque presentation of symbol as per notion

Symbol engraved on the bone



Picturesque presentation of symbol as per notion

Figure-4(Z): 1-time mating at day-time and discharge in **SPIDER POSITION**

Then GAP indicate birth of offspring.

After some-days or weeks they started mating.





Figure-4(AA): 1-time mating at night in **BUTTER-CHURNER POSITION**

Picturesque presentation of symbol as per notion



Picturesque presentation of symbol as per notion

Figure-4(AB): 1-time mating at day-time in **SEA-SHELL POSITION**

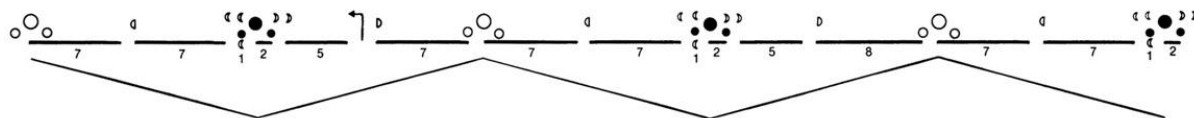


Fig. 5: Engrave marks forming serpentine image.

All the pictures have been demonstrated on the basis curves and attitude of the symbols according to modern sexological approach. Here we have considered (1) Black symbols were demonstration of mating at night; (2) Symbols having spotted inside the symbols were demonstration of mating and discharge; (3) Blank symbols

were demonstration of no mating; (4) Line sketched symbols were demonstration of mating in day-time. All the pictorial representations have been taken on the basis of urges of modern man as Neanderthals were the first modern man.

Symbols had been categorised according to tendency or approach and represented by figures from 4(A) to 4(G) counted as $4 + 3 + 4 + 1 + 4 + 3 + 4 = 23$ -times mating + 4(H) 2-times mating and discharge + 4(I) 2 non-mating intimacy in leisure. After those if we count every sign for a week then we find 40-weeks, pregnancy, indicate birth of a child. Arrangement of symbols in this episode, after 4(G), were in the shape of female vulva. In these 40-signs of mating, from 4(J) to 4(Z) along with pictorial representation of possess were indicative of saving pregnancy not imposing pressure on the abdomen.

In figure.4(G) ovulation occurred in starting dark-phase of the moon and figure.4(A) ending of dark phase of the moon where there were 15-days depicted.

Moreover, Women's menstrual cycle duration is as cycle duration of Earth's Moon *i.e.*, 29.5-days. But the notion that the menstrual cycle and the phases of the moon are somehow linked derives from the concept that, on average, a menstrual cycle lasts 28 days⁶ which is about as long as a moon cycle. The moon takes 27 days 7 hours 23 minutes to complete one revolution around the Earth and 29.5 days for moon phase cycle. Fig.5

According to Marshak: Here we may take mating started after 4-days menstruation. (a) first 7-days from Full-Moon or mating in 4-days at night [Figure.4(A)] & 3-days day-time [Figure.4(B)] approaches to semi-circular moon where pregnancy did not occur for less or no ovulation as per effect of moon. (b) mating for $7 + 1 + 1 = 9$ -days or 4-days [Figure.4(C)] + 1-day [Figure.4(D)] + 4-days discharge [Figure.4(E)] in middle of the New-Moon. (c) Then for next Full-Moon 15-days required, where in this New-Moon period 3-days mating at day-time [Figure.4(F)] + 4-days mating at night [Figure.4(G)] + 2-days mating & discharge [Figure.4(H)] + 2-days rest to conceive [Figure.4(I)] + 4-days remain to Full-Moon. In this case pregnancy is possible as in New-Moon period 3-4 days before Full-Moon, female remained in the Zenith of ovulation. Then 40-weeks pregnancy carried where mating was performs in such position keeping pregnancy safe. [Figures.4(J) to 4(Z)]. She gave birth to a child at beginning of New-Moon. Animals give birth to young-ones at night for muscle contraction in colder weather. Here birth took place at night of starting of New-Moon for effective & better muscle contraction.

Result

Symbols depicted by our predecessors of 32,000 BCE have been treated according to notion and curvature to express that these were their life-line.

Conclusion

Symbols are likely to be interpreted in various ways. Readers have always the liberty to disagree. Our view points are open for discussion on this important primitive physiological life study.

In that age everything was symbolic & open depiction of the figures in absence of letters and language: liable to be interpreted in various ways.

Acknowledgement

I am indebted to Prof. Dr. S. K. Saha, a medical specialist

who always guides me in the matter on my original research subjects. In true sense he is my friend philosopher and guide.

References

1. Atkinson, R. J. C.: Stonehenge, Archaeology and Interpretation, Penguin Books, England, 1979.
2. Bailey, S. E. & Hublin, J. Dental remains from the Grotte du Renne at Arcy-sur-Cure (Yonne). *Journal of Human Evolution*; No.50, pp.485-508 (2006).
3. Bar-Yosef, O. & Bordes, J. Who were the makers of the Châtelperronian culture? *Journal of Human Evolution*; No.59, pp.586-593 (2010).
4. Brown, Peter Lancaster: Megaliths, Myths and Men, An Introduction to Astro-Archaeology, Dover Publications, Inc., New York, 1976.
5. Chase, P. G. & Dibble, H. L. Middle Paleolithic symbolism - A review of current evidence and interpretations. *Journal of Anthropological Archaeology*; No.6, 263-296 (1987).
6. Chase, P. G. Symbols and Paleolithic artifacts - Style, standardization, and the imposition of arbitrary form. *Journal of Anthropological Archaeology*; No.10, pp.193-214 (1991).
7. Chase, P. G. The Emergence of Culture: The Evolution of a Uniquely Human Way of Life. New York, NY: Springer, 2006.
8. Deacon, T. The Symbolic Species. London, UK: Penguin, 1997.
9. d'Errico, F. The invisible frontier. A multiple species model for the origin of behavioral modernity. *Evolutionary Anthropology*; No.12, pp.188-202 (2003).
10. Evertt, Caleb: Numbers and The Making of Us, Counting and the Course of Human Culture; Harvard University Press, England, 2017.
11. Friedmann E.: Menstrual and lunar cycles. *American Journal of Obstetrics & Gynecology*. 1981 Jun 1; Volume-140, No.3, pp.350, (1981).
12. Hovers, E. et al. An early case of color symbolism - Ochre use by modern humans in Gafzeh Cave. *Current Anthropology*; No.44, pp.491-522 (2003).
13. Langley, M. C., Clarkson, C. & Ulm, S.: Behavioural complexity in Eurasian Neanderthal populations: A chronological examination of the archaeological evidence. *Cambridge Archaeological Journal*; No.18, pp.289-307 (2008).
14. Law S. P.: The regulation of menstrual cycle and its relationship to the moon. *Acta Obstetricia et Gynecologica Scandinavica*; Volume-65, No.1, pp.45-48 (1986).
15. Leroi-Gourhan, A. Étude des restes humains fossiles provenant des Grottes d'Arcy-sur-Cure. *Annales de Paléontologie*; No.44, pp.87-148 (1959).
16. Lévêque, F., Backer, A. M. & Guilbaud, M. Context of a Late Neandertal: Implications of Multidisciplinary Research for the Transition to Upper Paleolithic Adaptations at Saint-Césaire, Charente-Maritime, France. Madison, WI: Prehistory Press, 1993.
17. Marshack, Alexander: The Roots of Civilization, Moyer Bell Limited, Mount Kisco, New York, 1991.
18. McBrearty, S. & Brooks, A. S. The revolution that wasn't: A new interpretation of the origin of modern human behavior. *Journal of Human Evolution* 39, 453-563 (2000).

⁶ It varies from 21 days to 35 days according to age & hormonal factors.

19. Mellars, P. A. *The Neanderthal Legacy: An Archaeological Perspective from Western Europe*. Princeton, NJ: Princeton University Press, 1996.
20. Mellars, P. A. The impossible coincidence. A single-species model for the origins of modern human behavior in Europe. *Evolutionary Anthropology*; No.14, pp.12-27 (2005).
21. Spikins, Penny. Scott, Callum. Wright, Barry: How Do We Explain 'Autism Traits' In European Upper Paleolithic Arts? *Open Archeology*, Volume.4, pp.262-279, 2018.
22. Spikins, Penny., Wright, Barry: *The Prehistory of Autism*; Rounded Globe., London, 2016.
23. Wilson, Paul Hastings: *The Ishango Bone*; Blue Atlas Press Book, New York, 2012.